



		Transferor Companies										Transferee company			
		HSB Corporate Consultants Private Limited		Jubilant Stock Holding Private Limited		SSB Consultants & Management Services Private Limited		JCPL Life Science Ventures and Holdings Private Limited		JSPL Life Science Services and Holdings Private Limited		Jubilant Life Sciences Limited			
Sr. No.	Description	Pre-arrangement		Pre-arrangement		Pre-arrangement		Pre-arrangement		Pre-arrangement		Pre-arrangement		Post-arrangement	
		No. of shares	%	No. of shares	%	No. of shares	%	No. of shares	%	No. of shares	%	No. of shares	%	No. of shares	%
		NA	NA	NA	NA	NA	NA	58,57,488	100.00	NA	NA	NA	NA	3,22,68,661	20.26
	SPB Trustee Company Private Limited and SS Trustee Company Private Limited on behalf of Shyam Sunder Bhartia Family Trust	NA	NA	NA	NA	NA	NA	58,57,488	100.00	NA	NA	NA	NA	3,22,68,661	20.26
	HSB Trustee Company Private Limited and HS Trustee Company Private Limited on behalf of Hari Shanker Bhartia Family Trust	NA	NA	NA	NA	NA	NA	NA	NA	89,45,408	100.00	NA	NA	2,99,59,975	18.80
	Jaytee Private Limited	NA	NA	NA	NA	NA	NA	NA	NA	NA	NA	NA	7,600	0.00	0.00
	Nikita Resources Private Limited	NA	NA	NA	NA	NA	NA	NA	NA	NA	NA	NA	35,04,540	2.20	2.20
	Vam Holdings Limited	NA	NA	NA	NA	NA	NA	NA	NA	NA	NA	NA	0	0.00	0.00
	Jubilant Stock Holding Private Limited	NA	NA	NA	NA	NA	NA	NA	NA	NA	NA	2,13,61,992	13.41	0	0.00
	HSB Corporate Consultants Private Limited	NA	NA	NA	NA	NA	NA	NA	NA	NA	NA	1,92,78,979	12.10	0	0.00
	SSB Consultants and Management Services Private Limited	NA	NA	NA	NA	NA	NA	NA	NA	NA	NA	2,15,87,665	13.55	0	0.00




[Handwritten Signature]


Sr. No.	Description	Transferor Companies												Transferee company		
		HSB Corporate Consultants Private Limited	Jubilant Stock Holding Private Limited	SSB Consultants & Management Services Private Limited	JCPL Life Science Ventures and Holdings Private Limited	JSP Life Science Services and Holdings Private Limited	Jubilant Life Sciences Limited									
		Pre-arrangement No. of shares %	Pre-arrangement No. of shares %	Pre-arrangement No. of shares %	Pre-arrangement No. of shares %	Pre-arrangement No. of shares %	Pre-arrangement No. of shares %	Pre-arrangement No. of shares %	Pre-arrangement No. of shares %	Pre-arrangement No. of shares %	Post-arrangement No. of shares %	Post-arrangement No. of shares %				
		MAV Management Advisors LLP	NA	NA	NA	NA	NA	NA	NA	NA	NA	NA	50,11,400	3.15	50,11,400	3.15
		Jubilant Enpro Private Limited	NA	NA	NA	NA	NA	NA	NA	NA	NA	NA	28,31,000	1.78	28,31,000	1.78
		Jubilant Consumer Private Limited	NA	NA	NA	NA	NA	NA	NA	NA	NA	NA	0	0.00	0	0.00
		Jubilant Advisors LLP	NA	NA	NA	NA	NA	NA	NA	NA	NA	NA	0	0.00	0	0.00
(d)	Financial Institutions/ Banks	-	-	-	-	-	-	-	-	-	-	-	-	-	-	-
(e)	Any Others	-	-	-	-	-	-	-	-	-	-	-	-	-	-	-
	Sub Total(A)(1)		10,000	100.00	10,000	100.00	9,999	99.99	58,57,488	100.00	89,45,428	100.00	7,40,86,676	46.51	7,40,86,676	46.51
2	Foreign															
(a)	Individuals (Non-Residents/ Foreign Individuals)	Shyam Sunder Bhartia	NA	NA	NA	NA	1#	0.01	1*	0.00	NA	NA	13,99,925	0.88	13,99,925	0.88
(b)	Bodies Corporate															
		Torino Overseas Limited	NA	NA	NA	NA	NA	NA	NA	NA	NA	NA	0	0.00	0	0.00
		Cumin Investments Limited	NA	NA	NA	NA	NA	NA	NA	NA	NA	NA	0	0.00	0	0.00
		Rance Investment Holdings Limited	NA	NA	NA	NA	NA	NA	NA	NA	NA	NA	0	0.00	0	0.00
		Miller Holdings Pte. Limited	NA	NA	NA	NA	NA	NA	NA	NA	NA	NA	52,30,455	3.28	52,30,455	3.28



Sr. No.	Description	Name of Shareholder	Transferor Companies												Transferee company			
			HSB Corporate Consultants Private Limited		Jubilant Stock Holding Private Limited		SSB Consultants & Management Services Private Limited		JCPL Life Science Ventures and Holdings Private Limited		JSPL Life Science Services and Holdings Private Limited		Jubilant Life Sciences Limited		No. of shares	%		
			Pre-arrangement No. of shares	Pre-arrangement %	Pre-arrangement No. of shares	Pre-arrangement %	Pre-arrangement No. of shares	Pre-arrangement %	Pre-arrangement No. of shares	Pre-arrangement %	Pre-arrangement No. of shares	Pre-arrangement %	Pre-arrangement No. of shares	Pre-arrangement %				
(c)	Institutions	-	-	-	-	-	-	-	-	-	-	-	-	-	-	-	-	
(d)	Any Others	-	-	-	-	-	-	-	-	-	-	-	-	-	-	-	-	
	Sub Total(A)(2)		0	0.00	0	0.00	1	0.01	1	0.00	58,57,489	100.00	89,45,428	100.00	66,30,380	4.16	66,30,380	4.16
	Total Shareholding of Promoter and Promoter Group (A)=(A)(1)+(A)(2)		10,000	100.00	10,000	100.00	10,000	100.00	58,57,489	100.00	89,45,428	100.00	8,07,17,056	50.68	8,07,17,056	50.68	8,07,17,056	50.68
(B)	Public shareholding																	
1	Institutions																	
(a)	Mutual Funds/ UTI	-	-	-	-	-	-	-	-	-	-	-	-	-	35,73,555	2.24	35,73,555	2.24
(b)	Financial Institutions/ Banks	-	-	-	-	-	-	-	-	-	-	-	-	-	4,52,661	0.28	4,52,661	0.28
(c)	Central Government/ State Government(s)	-	-	-	-	-	-	-	-	-	-	-	-	-	0	0.00	0	0.00
(d)	Venture Capital Funds	-	-	-	-	-	-	-	-	-	-	-	-	-	0	0.00	0	0.00
(e)	Insurance Companies	-	-	-	-	-	-	-	-	-	-	-	-	-	69,711	0.04	69,711	0.04
(f)	Foreign Institutional Investors	-	-	-	-	-	-	-	-	-	-	-	-	-	0	0.00	0	0.00



Sr. No.	Description	Name of Shareholder	Transferor Companies						Transferee company				
			HSB Corporate Consultants Private Limited	Jubilant Stock Holding Private Limited	SSB Consultants & Management Services Private Limited	JCPL Life Science Ventures and Holdings Private Limited	JSP Life Science Services and Holdings Private Limited	Jubilant Life Sciences Limited					
			Pre-arrangement No. of shares	Pre-arrangement %	Pre-arrangement No. of shares	Pre-arrangement %	Pre-arrangement No. of shares	Pre-arrangement %	Pre-arrangement No. of shares	Pre-arrangement %	Post-arrangement No. of shares	Post-arrangement %	
(g)	Foreign Venture Capital Investors	-	-	-	-	-	-	-	-	0	0.00	0	0.00
(h)	Any Other	-	-	-	-	-	-	-	-	-	-	-	-
	Foreign Portfolio Investors	-	-	-	-	-	-	-	-	4,34,13,475	27.26	4,34,13,475	27.26
	Alternate Investment Funds	-	-	-	-	-	-	-	-	73,669	0.05	73,669	0.05
	Sub-Total (B)(1)		0	0.00	0	0.00	0	0.00	0	4,75,83,071	29.87	4,75,83,071	29.87
2	Non-institutions												
(a)	Bodies Corporate	-	-	-	-	-	-	-	-	56,19,765	3.53	56,19,765	3.53
(b)	Individuals												
I	Individuals –												
	i. Individual shareholders holding nominal share capital up to Rs 1 lakh	-	-	-	-	-	-	-	-	1,32,40,554	8.31	1,32,40,554	8.31
II	ii. Individual shareholders holding nominal share capital in excess of Rs. 1 lakh.	-	-	-	-	-	-	-	-	82,64,199	5.19	82,64,199	5.19
(c)	Any Other												
		NBFCs registered with RBI	-	-	-	-	-	-	-	1,70,503	0.11	1,70,503	0.11
		Clearing Member	-	-	-	-	-	-	-	1,79,811	0.11	1,79,811	0.11
		Non Resident Indian	-	-	-	-	-	-	-	6,96,752	0.44	6,96,752	0.44



Pre and post Amalgamation / Arrangement shareholding pattern of
TRANSFEROR/ DEMERGED AND TRANSFEREE/ RESULTING COMPANIES AS ON NOVEMBER 22, 2019

EQUITY SHARES

B. Demerger

Sr. No.	Description	Name of Shareholder	Demerged Company Jubilant Life Sciences Limited				Resulting company Jubilant LSI Limited (Incorporated on October 23, 2019)						
			Pre-arrangement (Pre Amalgamation & Demerger)		Post-arrangement (Post Amalgamation & Demerger)		Pre-arrangement (Pre- Demerger)		Post-arrangement (Post- Demerger)				
			No. of shares	%	No. of shares	%	No. of shares	%	No. of shares	%			
(A)	Shareholding of Promoter and Promoter Group												
1	Indian												
(a)	Individuals/ Hindu Undivided Family	Names of Promoter											
		Hari Shanker Bhartia	3,60,885	0.23	3,60,885	0.23	0	0.00	3,60,885	0.23			0.23
		Kavita Bhartia	10,285	0.01	10,285	0.01	0	0.00	10,285	0.01			0.01
		Priyavrat Bhartia	3,085	0.00	3,085	0.00	0	0.00	3,085	0.00			0.00
		Shamit Bhartia	1,29,245	0.08	1,29,245	0.08	0	0.00	1,29,245	0.08			0.08
(b)	Central Government/ State Government(s)	Names	-	-	-	-	-	-	-	-			-
(c)	Bodies Corporate	Names											
		Jaytee Private Limited	7,600	0.00	7,600	0.00	0	0.00	7,600	0.00			0.00
		Nikita Resources Private Limited	35,04,540	2.20	35,04,540	2.20	0	0.00	35,04,540	2.20			2.20




Sr. No.	Description	Demerged Company						Resulting company					
		Jubilant Life Sciences Limited						Jubilant LSI Limited (Incorporated on October 23, 2019)					
		Pre-arrangement (Pre Amalgamation & Demerger)			Post-arrangement (Post Amalgamation & Demerger)			Pre-arrangement (Pre- Demerger)			Post-arrangement (Post- Demerger)		
Name of Shareholder	No. of shares	%	No. of shares	%	No. of shares	No. of shares	%	No. of shares	%	No. of shares	%		
	Vam Holdings Limited	0	0.00	0	0.00	0	0.00	0	0.00	0	0.00		
	Jubilant Stock Holding Private Limited	2,13,61,992	13.41	0	0.00	0	0.00	0	0.00	0	0.00		
	HSB Corporate Consultants Private Limited	1,92,78,979	12.10	0	0.00	0	0.00	0	0.00	0	0.00		
	SSB Consultants and Management Services Private Limited	2,15,87,665	13.55	0	0.00	0	0.00	0	0.00	0	0.00		
	MAV Management Advisors LLP	50,11,400	3.15	50,11,400	3.15	0	0.00	50,11,400	3.15	0	0.00		
	Jubilant Enpro Private Limited	28,31,000	1.78	28,31,000	1.78	0	0.00	28,31,000	1.78	0	0.00		
	Jubilant Consumer Private Limited	0	0.00	0	0.00	0	0.00	0	0.00	0	0.00		
	Jubilant Advisors LLP	0	0.00	0	0.00	0	0.00	0	0.00	0	0.00		
	SPB Trustee Company Private Limited and SS Trustee Company Private Limited on behalf of Shyam Sunder Bhartia Family Trust	N.A	N.A	3,22,68,661	20.26	N.A	N.A	3,22,68,661	20.26	N.A	N.A		

Subbed

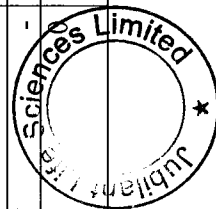
		Demerged Company				Resulting company				
		Jubilant Life Sciences Limited				Jubilant LSI Limited (Incorporated on October 23, 2019)				
		Pre-arrangement (Pre Amalgamation & Demerger)		Post-arrangement (Post Amalgamation & Demerger)		Pre-arrangement (Pre- Demerger)		Post-arrangement (Post- Demerger)		
St. No.	Description	Name of Shareholder	No. of shares	%	No. of shares	%	No. of shares	%	No. of shares	%
		HSB Trustee Company Private Limited and HS Trustee Company Private Limited on behalf of Hari Shanker Bhartia Family Trust	N.A	N.A	2,99,59,975	18.80	N.A	N.A	2,99,59,975	18.80
		Jubilant Life Sciences Limited*	-	-	-	-	5,00,000	100.00	0	0.00
(d)	Financial Institutions/ Banks	-	-	-	-	-	-	-	-	-
(e)	Any Others	-	-	-	-	-	-	-	-	-
	Sub Total(A)(1)		7,40,86,676	46.51	7,40,86,676	46.51	5,00,000	100.00	7,40,86,676	46.51
2	Foreign									
(a)	Individuals (Non-Residents/ Individuals/ Foreign Individuals)	Shyam Sunder Bhartia	13,99,925	0.88	13,99,925	0.88	0	0.00	13,99,925	0.88
(b)	Bodies Corporate									
		Torino Overseas Limited	0	0.00	0	0.00	0	0.00	0	0.00
		Cumin Investments Limited	0	0.00	0	0.00	0	0.00	0	0.00
		Rance Investment Holdings Limited	0	0.00	0	0.00	0	0.00	0	0.00



		Demerged Company				Resulting company				
		Jubilant Life Sciences Limited				Jubilant LSI Limited (Incorporated on October 23, 2019)				
		Pre-arrangement (Pre Amalgamation & Demerger)		Post-arrangement (Post Amalgamation & Demerger)		Pre-arrangement (Pre- Demerger)		Post-arrangement (Post- Demerger)		
Sr. No.	Description	Name of Shareholder	No. of shares	%	No. of shares	%	No. of shares	%	No. of shares	%
		Miller Holdings Pte. Limited	52,30,455	3.28	52,30,455	3.28	0	0.00	52,30,455	3.28
(c)	Institutions	-	-	-	-	-	-	-	-	-
(d)	Any Others	-	-	-	-	-	-	-	-	-
	Sub Total(A)(2)		66,30,380	4.16	66,30,380	4.16	0	0.00	66,30,380	4.16
	Total Shareholding of Promoter and Promoter Group (A)=(A)(1)+(A)(2)		8,07,17,056	50.68	8,07,17,056	50.68	5,00,000	100.00	8,07,17,056	50.68
(B)	Public shareholding									
1	Institutions									
(a)	Mutual Funds/ UTI		35,73,555	2.24	35,73,555	2.24	0	0.00	35,73,555	2.24
(b)	Financial Institutions/ Banks		4,52,661	0.28	4,52,661	0.28	0	0.00	4,52,661	0.28
(c)	Central Government/ State Government(s)		-	-	-	-	-	-	-	-
(d)	Venture Capital Funds		-	-	-	-	-	-	-	-
(e)	Insurance Companies		69,711	0.04	69,711	0.04	0	0.00	69,711	0.04
(f)	Foreign		0	0.00	0	0.00	0	0.00	0	0.00



		Demerged Company				Resulting company				
		Jubilant Life Sciences Limited				Jubilant LSI Limited (Incorporated on October 23, 2019)				
		Pre-arrangement (Pre Amalgamation & Demerger)		Post-arrangement (Post Amalgamation & Demerger)		Pre-arrangement (Pre- Demerger)		Post-arrangement (Post- Demerger)		
Sr. No.	Description	Name of Shareholder	No. of shares	%	No. of shares	%	No. of shares	%	No. of shares	%
	Institutional Investors									
(g)	Foreign Venture Capital Investors	-	-	-	-	-	-	-	-	-
(h)	Any Other	-	-	-	-	-	-	-	-	-
	Foreign Portfolio Investors		4,34,13,475	27.26	4,34,13,475	27.26	0	0.00	4,34,13,475	27.26
	Alternate Investment Funds		73,669	0.05	73,669	0.05	0	0.00	73,669	0.05
	Sub-Total (B)(I)		4,75,83,071	29.87	4,75,83,071	29.87	0	0.00	4,75,83,071	29.87
2	Non-institutions									
(a)	Bodies Corporate		56,19,765	3.53	56,19,765	3.53	0	0.00	56,19,765	3.53
(b)	Individuals						0	0.00		
I	Individuals - i. Individual shareholders holding nominal share capital up to Rs 1 lakh		1,32,40,554	8.31	1,32,40,554	8.31	0	0.00	1,32,40,554	8.31
II	ii. Individual shareholders holding nominal share capital in excess of Rs. 1 lakh.		82,64,199	5.19	82,64,199	5.19	0	0.00	82,64,199	5.19
(c)	Any Other		-	-	-	-	-	-	-	-
		NBFCs registered with RBI	1,70,503	0.11	1,70,503	0.11	-	0.00	1,70,503	0.11



[Handwritten Signature]

		Demerged Company				Resulting company				
		Jubilant Life Sciences Limited				Jubilant LSI Limited (Incorporated on October 23, 2019)				
Sr. No.	Description	Name of Shareholder	Pre-arrangement (Pre Amalgamation & Demerger)		Post-arrangement (Post Amalgamation & Demerger)		Pre-arrangement (Pre- Demerger)		Post-arrangement (Post- Demerger)	
			No. of shares	%	No. of shares	%	No. of shares	%	No. of shares	%
		Clearing Member	1,79,811	0.11	1,79,811	0.11	0	0.00	1,79,811	0.11
		Non Resident Indian	6,96,752	0.44	6,96,752	0.44	0	0.00	6,96,752	0.44
		Trusts	75,763	0.05	75,763	0.05	0	0.00	75,763	0.05
		Resident (HUF)	4,85,090	0.30	4,85,090	0.30	0	0.00	4,85,090	0.30
		JLL-Unclaimed Suspense Account	12,09,155	0.76	12,09,155	0.76	0	0.00	12,09,155	0.76
		IEPF	10,39,420	0.65	10,39,420	0.65	0	0.00	10,39,420	0.65
		Sub-Total (B)(2)	3,09,81,012	19.45	3,09,81,012	19.45	0	0.00	3,09,81,012	19.45
(B)	Total Public Shareholding (B)=(B)(1)+(B)(2)		7,85,64,083	49.32	7,85,64,083	49.32	0	0.00	7,85,64,083	49.32
			15,92,81,139	100.00	15,92,81,139	100.00	5,00,000	100.00	15,92,81,139	100.00
(C)	Shares held by Custodians and against which DRs have been issued		-	-	-	-	-	-	-	-
	GRAND TOTAL (A)+(B)+(C)		15,92,81,139	100.00	15,92,81,139	100.00	5,00,000	100.00	15,92,81,139	100.00

*6 shares are held jointly with one Individual as second named shareholder.

