

HSB CORPORATE CONSULTANTS PRIVATE LIMITED

Regd. Office: Plot No. 1A, Sector 16A, Noida-201301, UP, INDIA

Tel.:+91 120 4361000. Fax: +91 0120 4234881, Email: corporate_enpro@jepl.com, CIN: U74120UP2013PTC054821

Annexure-B

HSB CORPORATE CONSULTANTS PRIVATE LIMITED				
Particulars	For the half year ended September 30, 2019 (Audited)	As per last Audited Financial Year	1 year prior to the last Audited Financial Year	2 years prior to the last Audited Financial Year
		2018-19	2017-18	2016-17
		(Rs. in Crores)		
Equity Paid up Capital	0.01	0.01	0.01	0.01
Reserves and surplus	36.57	29.88	28.60	22.74
Carry forward losses	-	-	-	-
Net Worth	36.58	29.89	28.61	22.75
Miscellaneous Expenditure	-	-	-	-
Secured Loans	-	-	-	-
Unsecured Loans	-	-	-	-
Fixed Assets	-	-	-	-
Income from Operations	-	-	-	-
Total Income	8.43	5.69	5.87	5.75
Total Expenditure	1.74	4.40	0.01	0.01
Profit before Tax	6.69	1.28	5.86	5.75
Profit after Tax	6.69	1.28	5.86	5.75
Cash profit	6.69	1.28	5.86	5.75
EPS (INR)	6,685.79	1,284.31	5,858.56	5,745.26
Book value per share (INR)	36,575.91	29,890.12	28,605.81	22,747.25

For and on behalf of
HSB Corporate Consultants Private Limited

Authorised Signatory

Date: 22.11.2019

Place: Noida






JUBILANT STOCK HOLDING PRIVATE LIMITED (Rs. in Crores)				
Particulars	For the half year ended September 30, 2019 (Audited)	As per last Audited Financial Year	1 year prior to the last Audited Financial Year	2 years prior to the last Audited Financial Year
		2018-19	2017-18	2016-17
Equity Paid up Capital	0.01	0.01	0.01	0.01
Reserves and surplus	102.87	95.88	87.64	-105.41
Carry forward losses	-	-	-	-
Net Worth	102.88	95.89	87.65	-105.40
Miscellaneous Expenditure	-	-	-	-
Secured Loans	-	-	-	190.00
Unsecured Loans	-	-	32.04	32.04
Fixed Assets	-	-	-	-
Income from Operations	-	-	-	-
Total Income	10.19	10.52	215.68	17.63
Total Expenditure	3.20	1.23	22.63	58.21
Profit before Tax	7.00	9.29	193.05	-40.58
Profit after Tax	7.00	8.24	193.05	-40.58
Cash profit	7.00	8.24	193.05	-40.58
EPS (INR)	6,997.18	8,237.20	1,93,051.24	-40,578.23
Book value per share (INR)	1,02,882.60	95,885.40	87,648.20	- 1,05,403.10

For and on behalf of
Jubilant Stock Holding Private Limited

Authorized Signatory

Date: 22.11.2019

Place: Noida



A Jubilant Bhartia Company

OUR VALUES



Jubilant Stock Holding Private Limited

Corporate & Regd. Office :

Plot No.1-A, Sector - 16 A,

Noida-201 301, U.P., India

Tel: +91 120 4361000

Fax: +91 120 4234882

CIN: U52100UP2008PTC043688

SSB CONSULTANTS & MANAGEMENT SERVICES PRIVATE LIMITED

Regd. Office: Plot No. 1A, Sector 16A, Noida-201301, UP, INDIA

Tel.:+91 120 4361000. Fax: +91 0120 4234881, Email: corporate_enpro@jepl.com, CIN: U74120UP2013PTC054823

SSB Consultants & Management Services Private Limited (Rs. in Crores)				
Particulars	For the half year ended September 30, 2019 (Audited)	As per last Audited Financial Year	1 year prior to the last Audited Financial Year	2 years prior to the last Audited Financial Year
		2018-19	2017-18	2016-17
Equity Paid up Capital	0.01	0.01	0.01	0.01
Reserves and surplus	44.53	35.74	32.53	25.83
Carry forward losses	-	-	-	-
Net Worth	44.54	35.75	32.54	25.84
Miscellaneous Expenditure	-	-	-	-
Secured Loans	-	-	-	-
Unsecured Loans	-	-	-	-
Fixed Assets	-	-	-	-
Income from Operations	-	-	-	-
Total Income	9.60	6.60	6.71	6.57
Total Expenditure	0.82	3.38	0.01	0.01
Profit before Tax	8.78	3.21	6.70	6.56
Profit after Tax	8.78	3.21	6.70	6.56
Cash profit	8.78	3.21	6.70	6.56
EPS (INR)	8,780.84	3,213.60	6,702.71	6,564.02
Book value per share (INR)	44,535.20	35,754.36	32,540.76	25,838.05

For and on behalf of
SSB Consultants & Management Services Private Limited


Authorized Signatory

Date: 22.11.2019

Place: Noida



JCPL Life Science Ventures and Holdings Private Limited

Regd. Office: Plot No. IA, Sector 16A, Noida, Gautam Buddha Nagar, UP -201301, INDIA

Tel.:+91 120 4361000. Fax: +91 0120 4234881,

Email: corporate_enpro@jepl.com, CIN: U74999UP2016PTC087833

JCPL Life Science Ventures and Holdings Private Limited				
(Rs. in Crores)				
Particulars	For the half year ended September 30, 2019 (Audited)	As per last Audited Financial Year	1 year prior to the last Audited Financial Year	2 years prior to the last Audited Financial Year
		2018-19	2017-18	2016-17
Equity Paid up Capital	5.86	5.86	5.86	5.86
Reserves and surplus	-5.66	-5.66	-5.66	-5.66
Carry forward losses	-0.25	-0.22	-0.16	-0.11
Net Worth	-0.06	-0.03	0.04	0.09
Miscellaneous Expenditure	-	-	-	-
Secured Loans	-	-	-	-
Unsecured Loans	0.10	0.10	-	-
Fixed Assets	-	-	-	-
Income from Operations	-	-	-	-
Total Income	0.00	0.00	-	-
Total Expenditure	0.03	0.07	0.05	0.11
Profit before Tax	-0.03	-0.07	-0.05	-0.11
Profit after Tax	-0.03	-0.07	-0.05	-0.11
Cash profit	-0.03	-0.07	-0.05	-0.11
EPS (INR)	-0.05	-0.11	-0.17	-274.19
Book value per share (INR)	-0.11	-0.05	0.06	0.15

For and on behalf of
JCPL Life Science Ventures and Holdings Private Limited

Authorized Signatory

Date: 22.11.2019

Place: Noida



JSPL Life Science Services and Holdings Private Limited

Regd. Office :1A, Sector-16A, Noida, Gautam Buddha Nager, UP - 201 301, India

Tel.: +91 120 4361000, Fax: +91 120 4234882

Email: corporate_enpro@jepl.com, CIN: U74999DL2016PTC087691

JSPL Life Science Services and Holdings Private Limited				
(Rs. in Crores)				
Particulars	For the half year ended September 30, 2019 (Audited)	As per last Audited Financial Year	1 year prior to the last Audited Financial Year	2 years prior to the last Audited Financial Year
		2018-19	2017-18	2016-17
Equity Paid up Capital	8.95	8.95	8.95	8.95
Reserves and surplus	-8.75	-8.75	-8.75	-8.75
Carry forward losses	-0.24	-0.21	-0.16	-0.11
Net Worth	-0.04	-0.02	0.03	0.08
Miscellaneous Expenditure	-	-	-	-
Secured Loans	-	-	-	-
Unsecured Loans	0.10	0.10	-	-
Fixed Assets	-	-	-	-
Income from Operations	-	-	-	-
Total Income	0.00	0.00	-	-
Total Expenditure	0.03	0.05	0.05	0.11
Profit before Tax	-0.03	-0.05	-0.05	-0.11
Profit after Tax	-0.03	-0.05	-0.05	-0.11
Cash profit	-0.03	-0.05	-0.05	-0.11
EPS (INR)	-0.03	-0.06	-0.20	-2,885.42
Book value per share (INR)	-0.05	-0.02	0.04	0.09

For and on behalf of
JSPL Life Science Services and Holdings Private Limited


Authorised Signatory

Date: 22.11.2019

Place: Noida




JUBILANT LSI

Jubilant LSI Limited			
(Rs. in Crores)			
Particulars	As per last Audited Financial Year	1 year prior to the last Audited Financial Year	2 years prior to the last Audited Financial Year
	2018-19	2017-18	2016-17
Equity Paid up Capital	-	-	-
Reserves and surplus	-	-	-
Carry forward losses	-	-	-
Net Worth	-	-	-
Miscellaneous Expenditure	-	-	-
Secured Loans	-	-	-
Unsecured Loans	-	-	-
Fixed Assets	-	-	-
Income from Operations	-	-	-
Total Income	-	-	-
Total Expenditure	-	-	-
Profit before Tax	-	-	-
Profit after Tax	-	-	-
Cash profit	-	-	-
EPS (INR)	-	-	-
Book value per share (INR)	-	-	-


Jubilant LSI Limited, the Resulting Company, was incorporated on October 23, 2019 under the Companies Act, 2013. Accordingly, financial details are not provided for Jubilant LSI Limited.

For and on behalf of
Jubilant LSI Limited


Arun Kumar Sharma
Director

Date: November 22, 2019

Place: Noida



A Jubilant Life Sciences Company

OUR VALUES



Jubilant LSI Limited

1-A, Sector 16-A,
Noida-201 301, UP, India
Tel: +91 120 4361000
Fax: +91 120 4234895-96
www.jubl.com/lsi

Regd Office:
Bhartiagram, Gajraula
Distt. Amroha - 244 223,
UP, India
CIN : U24299UP2019PLC122657


Jubilant Life Sciences Limited				
(Rs. in Crores)				
Particulars	Financials For the half year ended September 30, 2019 (Unaudited)	As per last Audited Financial Year	1 year prior to the last Audited Financial Year	2 years prior to the last Audited Financial Year
		2018-19	2017-18	2016-17
Equity Paid up Capital	15.93	15.93	15.93	15.93
Reserves and surplus	2,414.90	2,324.38	2,233.45	2,026.88
Carry forward losses	-	-	-	-
Net Worth	2,430.83	2,340.31	2,249.38	2,042.81
Miscellaneous Expenditure	-	-	-	-
Secured Loans	793.18	1,109.67	902.89	1,185.84
Unsecured Loans	928.09	592.35	521.06	511.97
Fixed Assets	1,908.12	1,775.18	1,553.13	1,486.55
Income from Operations	1,547.36	3,438.61	3,343.01	2,622.99
Total Income	1,632.38	3,516.61	3,389.22	2,674.88
Total Expenditure	1,478.86	3,333.18	3,021.53	2,560.36
Profit before Tax	153.52	183.43	367.69	114.52
Profit after Tax	175.33	147.63	263.44	79.19
Cash profit	224.44	234.11	346.04	160.32
EPS (In Rs.)	11.01	9.27	16.54	4.97
Book value (In Rs.)	152.61	146.93	141.22	128.25

A Jubilant Bhartia Company

OUR VALUES



Jubilant Life Sciences Limited
1-A, Sector 16-A,
Noida-201 301, UP, India
Tel: +91 120 4361000
Fax: +91 120 4234895-96
www.jubl.com



Regd Office:
Bhartiagram, Gajraula
Distt. Amroha - 244 223,
UP, India
CIN : L24116UP1978PLC004624



Note: The above unaudited financials for the half year ended September 30, 2019 were subjected to limited review by the Statutory Auditors (BSR & Co. LLP, Chartered Accountants) of the Company. Copy of the Limited Review Report dated October 25, 2019 issued by the Statutory Auditors is enclosed.

**For and on behalf of
Jubilant Life Sciences Limited**

**Rajiv Shah
Company Secretary**

Date: November 22, 2019
Place: Noida

